






PDDC PARTS LIST

MANUFACTURER	BED/LIFT MODEL	PDDC PART NUMBER	MANUFACTURER PART NUMBER	CONTROL DESCRIPTION	CONNECTOR/CABLE DESCRIPTION
ARJO	MARISA/SARITA	2L MARISA		2 BUTTON UP/DOWN LIFT	 <p>3 PIN DIN</p>
ARJO	MAXILIFT	2L MAXILIFT	HB41-26	2 BUTTON UP/DOWN LIFT	 <p>3 PIN DIN</p>
ARJO	SARA 3000/TEMPO	4L SARA		4 BUTTON UP/DOWN - LEGS IN/OUT	 <p>8 PIN DIN (DELTRON)</p>
ARJO	SABINA	4LAJAT5-APS	HB42-60	4 BUTTON UP/DOWN - LEGS IN/OUT	 <p>8 PIN DIN (DELTRON)</p>
ARJO	SARA 2000	4LAJBA5	KKX11600	4 BUTTON UP/DOWN - LEGS IN/OUT	 <p>MALE DB9 W/ OVERMOLD</p>

ARJO	CARENDO	6LCARENDO		6 BUTTON SHOWER LIFT UP/DOWN UP/DOWN TILT BACK/SIT UP KNEE UP	 DB9 MOLDED
ARJO	MAXI-MOVE	6LAJBG7-APS		6 BUTTON SIT UP/TILT BACK SHIFT IN/OUT UP/DOWN	 8 PIN DIN (DELTRON)
ARJO/LINKO	SABINA	6LLOAT7	HB53-004	6 BUTTON UP/DOWN - SLOW UP/DOWN - FAST LEGS - IN/OUT	
INVACARE/LIKO	RELIANT	2LINAT3	HB41-00 1078283	2 BUTTON UP/DOWN	
WAVERLY/RHINO MOYER	RELIANT 440	4LLOAT5	HB52-004	4 BUTTON UP/DOWN LEGS - IN/OUT	